

— KATIE HICKENBOTTOM —
PHOTOGRAPHY

family & children's photo guide



SHOOT PREPARATION GUIDE



“Katie, as always- you amaze us! Thank YOU for being so flexible and for the in depth editing I’m sure that this took! I just scrolled quickly through & you captured some amazing moments. The one of my mom laughing on my dad brought tears to my eyes..”





*Honest moments,
Real smiles!*

Don't worry, this is going to be easy.

Taking photos can be intimidating. Even THINKING about everything involved might be enough to stress you out.

I totally get it! Getting photos of your kiddos can be tricky, but my goal is to make the experience easy, stress free and (dare I say it?) even a little fun for everybody involved.

Over time I've had the chance to develop a process that takes the focus off of the traditional "sit still and smile" approach to family photos, and instead gets you and your little ones moving & interacting.

Instead of a tedious and painful studio session, your kids are able to be the beautiful little characters they are, and you get to walk away with photos that are 100% real & genuine.

My promise is that you'll have beautiful family photos, without all the stress. Sound good?

Without further ado, let's dive in to some tips & info to prepare for your session.





What to expect

Let's hang out, take some photos and enjoy the process.

First off, if you've never had photos taken before - It's going to be way easier and more fun than you probably expect!

A typical session will start off by spending a few minutes together just hanging out. This gives your kids a chance to get used to me and let off a little bit of energy in the process.

Every family and every child is unique, so your session is really totally up to you. Ahead of time I'll get you to share a little bit about each child so that we can choose activities that fit them best.


Once your kiddo(s) have had a chance to let out this energy, grabbing a few formal photos is far more simple and easy.

And that's essentially all there is to it!



Dear Parents,

As a mom of two, I know how frustrating it is when your kids aren't listening or cooperating on picture day. Just take a deep breath and relax. I will have an abundance of patience with your children. I love involving them in the shoot, I want to make it fun for them! I will ask them where they want to sit, where they want to go, to make silly faces, twirl, and jump. This helps them warm up to me and feel like they have a say in what's going on. I might ask them to do something and they might have other ideas, but that's ok! Most of the time they end up doing something even better. Positive reinforcement is so important during a photo shoot. Making sure to tell the kids they are doing a great job, being great listeners, etc. goes a long way! If the kids aren't ready to smile or sit still for a photo, lets move on, let them play, we have time! Candid shots of kids are the best - no fake smiles, just genuine happiness. So don't stress - I want you and your family to have a great time with me. Photo shoots can be really fun! Unless they are putting themselves in danger, let's let them be kids and have fun. Once they are happy we can rein them in and get some really great family photos because everyone will be happy!







“The photos look amazing, thank you for your kind words and most of all thank you for being so amazing and making the shoot fun!”



What to Wear

OUTFIT TIPS & EXAMPLES:

The outfits you choose for your session are one of the most important factors in your photos. Not only do they play a huge role in the visual aspect of the photos, but whether or not your child feels comfortable has a huge effect on their mood & energy.

Below I have some suggestions for outfits, but the single most important tip I can give you is to ALWAYS place comfort at the top of your priority list. A comfortable child is a happy child :)

1) CHOOSE CLOTHING THAT YOUR CHILD LIKES TO WEAR

If you have a specific outfit or look in mind, get them wearing that outfit a week or two ahead of time so that they can get used to it. Please don't put them into their outfit for the first time before our session.

2) COORDINATE COLORS, BUT DON'T OVER-MATCH

Earth tones, pastels or neutrals or jewel tones will have the best results on camera and give your photos a cohesive look without being "too matchy." Solid black, white and tiny patterns should be avoided.

3) ADD LAYERS FOR MOVEMENT & ACCESSORIES FOR INTEREST

A shawl, dress or loose jacket will accentuate movement in photos. Necklaces, hats, scarves, bracelets etc. add an extra little touch to an outfit and translate really well in photos.

4) BE PREPARED

Be prepared to sit, stand, kneel, crouch, frolic and twirl. If you are wearing a short skirt or dress, make sure to wear shorts underneath. Choose shoes that are easy to walk in. We will be walking on dirt paths, sand, grass, maybe even rocks. Be prepared to get a little dirty! Sometimes I have you sit in the dirt or on grass, sometimes we walk in sand. It's ok if your outfit and your kids get a little dirty. Finally, be prepared to have fun!

What to Wear



- Aim for neutral colors, pastels or jewel tones
- Layers are your friend
- Avoid anything with intense or tiny patterns
- Add accessories for extra interest

outfit examples





What to Bring

Things to bring

You may be wondering if it's alright to bring along props or different items. My answer to this is always yes!

In particular there are a few items I find are always great to bring along for your session:

1) Favorite snacks, treats, juice boxes, etc.

Anything you can bring to help make sure your little kiddo is happy is a definite YES. Bringing along little treats as a reward is a great way to encourage positive behaviour and make the experience fun for your child.

2) Meaningful items / memories

Part of the reason behind family photos is to capture this unique time in your child's life. If there are certain toys or items that you want to document feel free to bring them along.

3) An extra jacket / pair of shoes / outfit change (Just in case)

A backup is always better to have and not need than need and not have.



Investment



FAMILY SESSION

60 mins

1 location

minium of 40 phots

price: \$350

Investment



MATERNITY

60 mins

1 location

minimum of 40 photos

price: \$350

NEWBORN

2 hours

in home or outdoor location

minimum of 40 photos

price: \$450





Let's Talk Details

What time should we choose?

Lighting is the number one most important element in creating breathtaking photos! The best light is about an hour before sunset, So ideally we'll meet in the evening.

Where will we go?

The location really comes down to what you want in your photos. I have places I love to go and will provide you with suggestions, but you can always send me a few example shots of photos you love and I go scouting.

Can we bring our dog/cat/pet turtle?

We can absolutely take photos with your furry family member! If you want to bring along a pet I always suggest you have a friend come along to hold them during the shoot so that we can take some distraction free photos as well.



FAQ



DO YOU TRAVEL FOR SHOOTS?

Yes! I love to adventure and explore. Session rates may vary depending on the location, so just let me know what you have in mind and we can go from there.

CAN WE DO MULTIPLE LOCATIONS?

Absolutely. My typical shoots last for about 60 minutes, so we can either split time between locations or add on extra time for a set rate. In general I tend to favor locations that give us lots of variety without having to spend session time travelling from one spot to another.

WHEN / HOW WILL WE RECEIVE OUR PHOTOS?


Post-processing is the most time intensive part of your shoot, and so typically my session turnaround is about 2 weeks. Photos are delivered via digital download for instant access and easy sharing.

HOW DO WE BOOK OUR SHOOT?

To book simply send an email and I'll send you the link to my scheduling page.

DO YOU PROVIDE PRINTS?

Absolutely. While your session fee includes the session & digital files only, I also offer professional prints you can order directly from your gallery.



DO I HAVE TO ORDER PRINTS THROUGH YOU?

Many photographers add a watermark or force you to print through them – I'm not a big fan of that route. While I offer prints through my website, the way I see it is you've invested a lot of money for great photos, so you should have the freedom to print them wherever you want for personal

WHAT IF MY KIDS WON'T ENGAGE?

That's okay! Many children are shy or have a hard time with posing for photos - Which is why we forget the posing and just get you all hanging out and loving on each other! You just enjoy the moment and I'll worry about the photos.

CAN I CANCEL / RESCHEDULE?

I understand that things happen! Yes, you can cancel or reschedule. I don't charge a fee, but please give at least 48 hours notice so I can open the spot to other clients.

WHEN SHOULD I BOOK?

Booking in advance is recommended! Please reach out as soon as possible and I'll see if I have availability.

WHAT SHOULD I BRING?

Bring snacks/treats with you that you can bribe them with, and wipes for runny noses/messy faces. Leave your strollers in the car.



ARE SESSIONS INDOORS OR OUTDOORS?

All session locations are chosen in collaboration with you, to bring your unique vision to life. Indoors or outdoors - we'll make it happen!

WHEN IS MY PAYMENT DUE?

You can pay at the time of booking your session, or the day of your session.

WHAT FORMS OF PAYMENT DO YOU TAKE?


I accept payment via Venmo, PayPal or cash. Contact me for payment details & to book your session.

WHAT HAPPENS IF IT RAINS?

If your shoot date gets rained out, we can either select an alternate location or reschedule on a date that fits you. Or we always can splash around in the rain!

STILL HAVE QUESTIONS?

If you still have questions, please feel free to reach out to me directly and I'll be happy to help!





That's all there is to it!

I hope this guide has answered
all your questions!

The main goal of your photos is to capture your family and real, honest moments. So bring your authentic selves and do your best to relax and have fun!

If you still have any questions anytime along the way just let me know. You can send me an email at katiehphoto29@gmail.com

Talk soon!
-Katie

Thank you!

perfect moments captured.



KatieHPhoto29@gmail.com